


Ultra V

HALF-CELL MONOFACIAL MODULE

TYPE: STPXXXS - C72/Vmh



540-560W **21.7%**
POWER OUTPUT MAX EFFICIENCY



Multi-grid technology

superior optical utilization and current collection capability, effectively improving product power and reliability



Compatible with mainstream trackers

the module design is highly compatible with power plant tracking systems, which offers a cost-effective solution for large power plants



Withstanding harsh environments

through the high salt spray LID ammonia resistance test, more adaptable to high temperature, strong wind, ice, snow and salt water corrosion of the climate environment



Extended wind and snow load tests

Module certified to withstand extreme wind (2400 Pascal) and snow loads (5400 Pascal)*

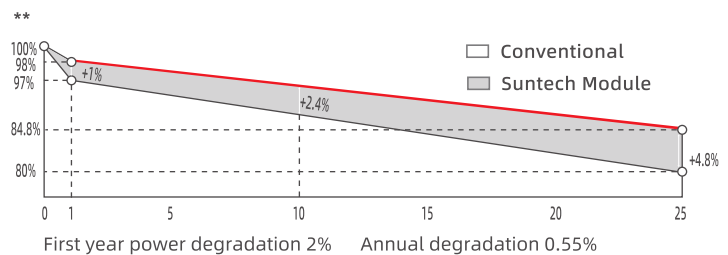


ISO 14001 Environment Management System
ISO 45001 Occupational Health and Safety
ISO 9001 Quality Management System
SA 8000 Social Responsibility Standards
IEC TS 62941 Guideline for Module Design

IEC 61701 Salt-mist certification
IEC 62716 ammonia certification
IEC 60068-2-68 Dust and Sand
IEC 61730-2 (UL790) fire class C



25 years of linear warranty
12 years of product warranty



* Please refer to Suntech Standard Module Installation Manual for details.

** Please refer to Suntech Limited Warranty for details.

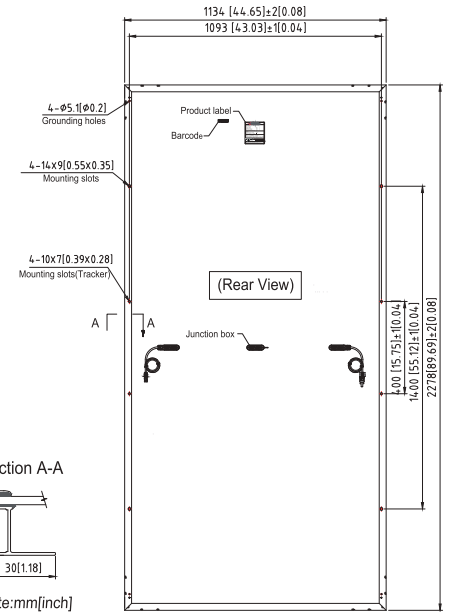
*** WEEE only for EU market.

**** Suntech reserves the right to the final.

Ultra V STPXXXS - C72/Vmh 540-560W

Mechanical Characteristics

Solar Cell	Monocrystalline silicon 182 mm
No. of Cells	144 (6 × 24)
Dimensions	2278 × 1134 × 30 mm (89.7 × 44.6 × 1.18 inches)
Weight	27.5 kgs (60.6 lbs.)
Front Glass	3.2 mm (0.126 inches) fully tempered glass
Output Cables	4.0 mm ² , (-) 350 mm (+) 160 mm in length or customized length
Junction Box	IP68 rated (3 bypass diodes)
Operating Module Temperature	-40 °C to +85 °C
Maximum System Voltage	1500 V DC (IEC)
Connectors	STP-XC4
Maximum Series Fuse Rating	25 A
Power Tolerance	0/+5 W
Frame	Anodized aluminum alloy frame
Packing Configuration	36 Pieces per pallet 720 Pieces per container /40'HC 2310×1120×1255 1040kg



For tracker installation, please turn to Suntech for mechanical load information.

Electrical Characteristics

Module Type	STP560S-C72/Vmh		STP555S-C72/Vmh		STP550S-C72/Vmh		STP545S-C72/Vmh		STP540S-C72/Vmh	
	STC	NMOT	STC	NMOT	STC	NMOT	STC	NMOT	STC	NMOT
Testing Condition	STC	NMOT	STC	NMOT	STC	NMOT	STC	NMOT	STC	NMOT
Maximum Power (Pmax/W)	560	425.2	555	421.4	550	417.7	545	414.2	540	410.5
Optimum Operating Voltage (Vmp/V)	42.40	39.2	42.24	39.0	42.05	38.9	41.87	38.7	41.75	38.5
Optimum Operating Current (Imp/A)	13.21	10.85	13.14	10.80	13.08	10.75	13.02	10.71	12.94	10.65
Open Circuit Voltage (Voc/V)	50.23	47.4	50.07	47.2	49.88	47.0	49.69	46.9	49.54	46.7
Short Circuit Current (Isc/A)	14.14	11.41	14.07	11.35	14.01	11.30	13.96	11.26	13.89	11.21
Module Efficiency (%)	21.7%		21.5%		21.3%		21.1%		20.9%	

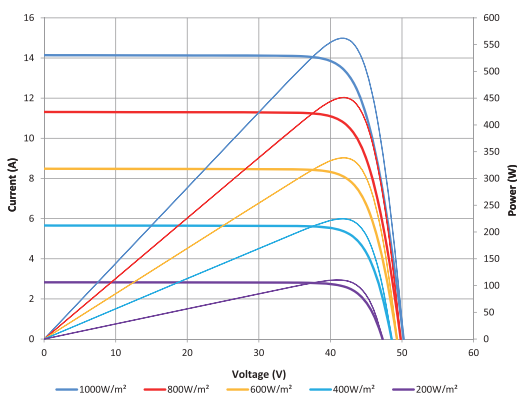
STC: Irradiance 1000 W/m², module temperature 25 °C, AM=1.5; NMOT: Irradiance 800 W/m², ambient temperature 20 °C, AM=1.5, wind speed 1 m/s; Tolerance of Pmax is within +/- 3%;

Temperature Characteristics

Nominal Module Operating Temperature (NMOT)	42 ± 2 °C
Temperature Coefficient of Pmax	-0.34%/°C
Temperature Coefficient of Voc	-0.26%/°C
Temperature Coefficient of Isc	0.050%/°C

Information on how to install and operate this product is available in the installation instruction. All values indicated in this data sheet are subject to change without prior announcement. The specifications may vary slightly. All specifications are in accordance with standard EN 50380. Color differences of the modules relative to the figures as well as discolorations of/in the modules which do not impair their proper functioning are possible and do not constitute a deviation from the specification.

Graphs Current-Voltage & Power-Voltage Curve (560S)



Information bar

